

Canton Police Department Crime Report, 2020

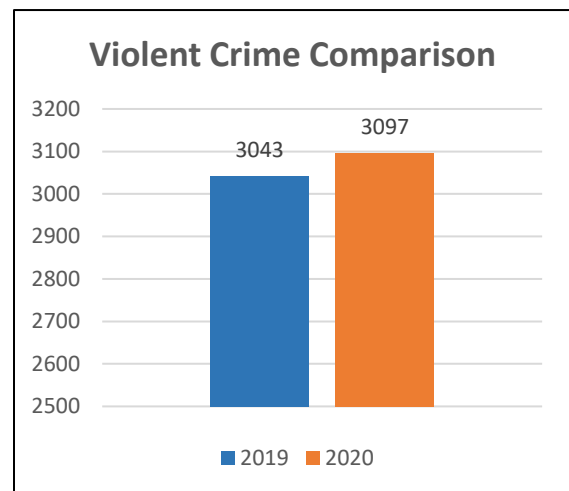
September 25th, 2020

The purpose of this report is to provide an update regarding criminal activity and the police response to crime in what has been an incredibly challenging year. Canton has experienced the crises that have affected the entire country in 2020; Covid-19, civil unrest, and an increase in violence and disorder. Our officers have remained responsive to the needs of the community. They have been professional and efficient, and, as a result, Canton has fared better than many surrounding cities. This report will illustrate that result through a presentation of statistics.

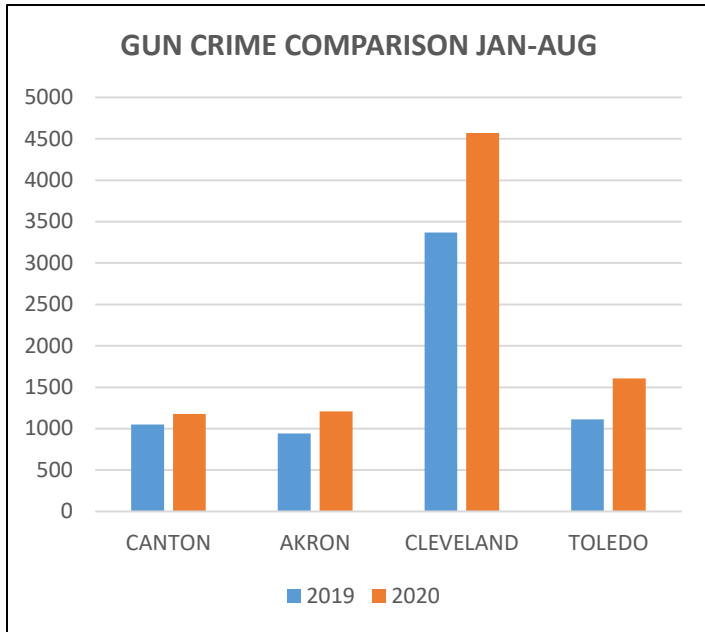
Violent Crime Report Data

There is a perception that Violent Crime has increased a great deal in 2020, and in most cities that is accurate. Violent Crime has slightly increased in Canton compared to last year. Violent crimes include Aggravated Burglary, Aggravated Menacing, Assault, Felonious Assault, Domestic Violence, Homicide, Menacing, Menacing by Stalking, Rape and Robbery. Through September 19th, the total reports for violent crime are 3,097, which is an increase over 2019 of just 54 cases or 1.7%.

Crime categories that have shown the greatest change in 2020 compared to 2019 include Aggravated Menacing (+75, +22%), Assault (+68, +11%), Felonious Assault (+27, +12%), Domestic Violence (-65, -7.2%) and Rape (-45, -34%). With the exception of Aggravated Menacing, every violent crime category is below the five-year-average. Our focus now is stemming the increase to prevent a continued upward trend in violence. Some of this can be accomplished through increased presence, some through focused investigations and collaboration with other agencies to identify the most violent offenders in our community. The strategies we have used over the past eight years related to our use of intelligence and data have been successful, and we will continue to improve upon that work. Police response to crime, alone, however, is only part of the solution. Crime trends are deeply rooted in social and cultural factors outside the control of the police. The economy, education, national events, unemployment, social perceptions and other elements factor heavily in criminal trends.



We are never satisfied with our efforts to control crime, especially when we have a year-over-year increase. The increase in violence, however, is not exclusive to Canton. As part of the Northern Ohio Violent Crime Consortium, our department collaborates with several other departments and federal agencies on efforts to reduce violent crime. We share data to measure the effectiveness of our efforts in relation to the group. All NOVCC cities have seen an increase in violence. Most notable is the rise in homicides. Canton, unfortunately, was no exception as we registered one homicide more in 2020 (JAN – AUG) compared to the same time period in 2019 (+1, +11%). However, this was a much smaller increase than what was seen in most other cities: Akron (+10, +43%), Youngstown (+4, +27%), Cleveland

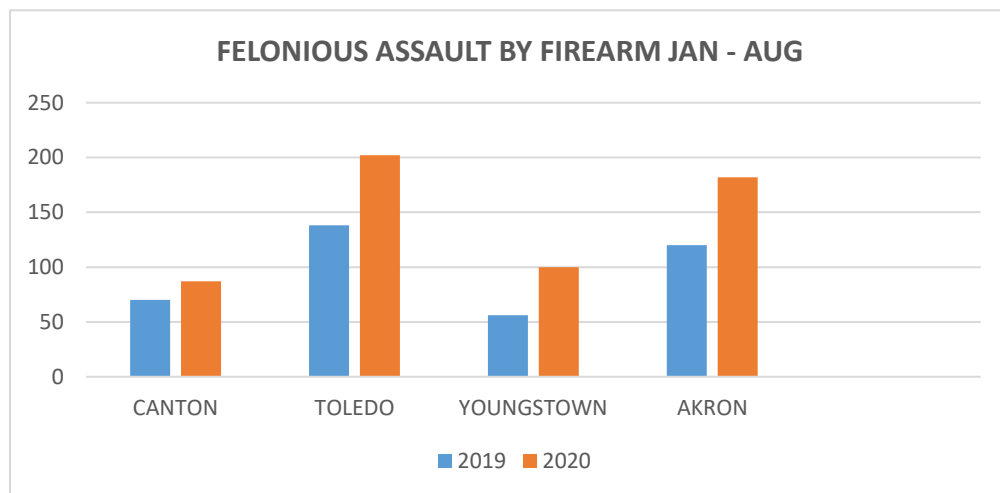


(+32, +47%) and Toledo (+14, +67%).

The chart¹ to the left represents that data from January to August, 2020 compared to the same time period in 2019. Since the time of this data submission, all of the cities have had more homicides, including Canton. The increase in other cities continue to outpace Canton's.

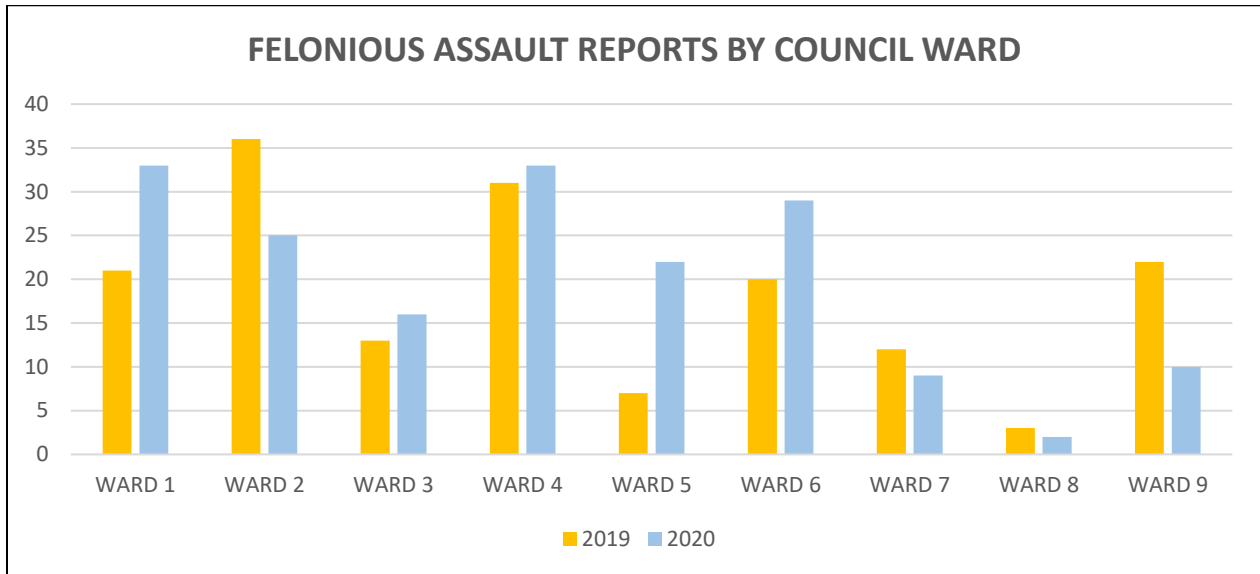
Those other cities had the same challenges Canton had, with an increase in civil unrest and demonstrations that redirected resources from proactive police work to crowd control. Ironically, many current demonstrations by the same groups are focused on frustration that police are not doing more to decrease violent crime.

Even though our increase is slight, as with the other cities mentioned, Canton has had a surge in gun-related assaults. As mentioned above, Felonious Assault reports have increased 12% compared to 2019. In addition to this statistic, Canton has investigated 59 Felonious Assault cases involving a firearm with 51 total gunshot wound victims. Again, even with the increase in gun-related Felonious Assault cases, comparatively, we have had a less drastic increase than many surrounding major cities. Canton's increase in gun-related Felonious Assault cases from January to August compared to 2019 was 24% (+17 cases). Over the same time period, Toledo (+64, +46%), Cleveland (+309, +49%), Akron (+62, +52%), and Youngstown (+44, +79%) were all significantly higher than Canton.



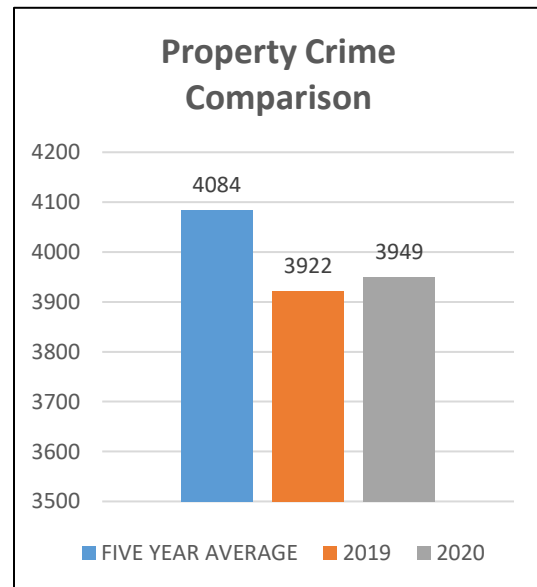
¹ Chart based on data submitted by agencies through NOVCC affiliation as part of the Project Safe Neighborhood Gun Violence Reduction Initiative.

The Council Wards with the most significant increases in Felonious Assault cases compared to 2019 were Ward 1, Ward 5 and Ward 6. Felonious Assault reports in Wards 9 and 2 were significantly lower than 2019. Wards 3, 4, 7 and 8 were essentially unchanged.



Property Crime Reports

Property crimes include Auto Theft, Breaking and Entering, Burglary, Vandalism, Criminal Damaging and Theft. These crimes represent a greater proportion of our reported activity than violent crime. Cities across the country have had significant events resulting in major damage through Vandalism, Arson and Criminal Damaging related to violent protests and riots. While Canton had our share of demonstrations in 2020, we have had very few instances when property was damaged. Property damage reports are higher than last year (+170, +20%), but they are still below the five-year-average (-158, -14%). Overall, we have taken slightly more non-violent crime reports this year compared to last year (+27, +1%), but we are below our five-year-average (-135, -3%).



Investigations

Investigations into gun violence obviously take priority over all other activity. But we cannot ignore the hundreds of other investigations that are important to our community. So far in 2020, the Detective Bureau has assigned 1,399 cases. Violent crime investigations represent only 30% of those cases. The majority of the investigations are related to property crimes, missing persons, and juvenile

offenses. Those figures are almost exactly the same as the statistics from the same time period in 2019, when the Detective Bureau had assigned 1,387 cases (31% Violent Crime cases). In 2020, the Special Investigations Unit/VICE bureau has opened 131 investigations, 84% of which are drug trafficking cases.

Calls for Service

The importance of evaluating our calls for service is to show the volume of work our officers handle while attempting to proactively address high-crime areas. Our first priority is answering calls for service and each call is individually prioritized to give the community the best service possible. Striking the proper balance between being proactive to impact crime and being responsive to citizens calling for our service is essential in maintaining community confidence. In 2020 (through September 20th), our officers have been dispatched to 38,880 calls for service (around 150 calls every day). These are only counting calls from citizens requesting police response. Our officers have also initiated 5,693 calls such as traffic stops, suspicious person stops, follow-ups in high crime neighborhoods...etc. The table to the right illustrates the areas of the city officers responded to most often.

2020 CALLS FOR SERVICE FROM CITIZENS		
ZONE	WARDS	CALLS
1	1, 2, 4	5,929
2	2, 6, 9	7,789
3	4	6,566
4	3, 5	7,898
5	1, 3, 7	8,183
6	7, 9	2,210
NOT SPECIFIED		305
TOTAL		38,880

Call volume is an important component to consider when evaluating police response times, complaints about lack of police presence in high-crime areas and perceptions related to the level of attention officers direct to individual concerns from citizens and council representatives.

2020 TRAFFIC CRASHES BY ZONE		
ZONE	WARDS	CRASHES
1	1, 2, 4	342
2	2, 6, 9	390
3	4	285
4	3, 5	568
5	1, 3, 7	486
6	7, 9	211
NOT SPECIFIED		13

Officers have handled 2,295 traffic crash investigations in 2020. Most were completed by officers in the traffic bureau. In addition to handling accidents and assisting the shift with calls for service, officers from our traffic bureau monitor and respond to the SeeClickFix requests submitted by citizens. So far in 2020, we have received 237 complaints. The majority (150) are complaints about abandoned vehicles. Speeding in neighborhoods and other traffic concerns

accounted for 74 complaints and 13 were related to basketball hoops in the street. Officers have completed 86% of all complaints submitted through enforcement, working with citizens and referring complaints to code enforcement. The remaining complaints are actively being addressed.

Proactive Policing and the Results

As the above paragraphs suggest, though we are never pleased with an increase in crime of any type, the response of our officers to the challenges of 2020 has made the increase minimal in Canton. What is never minimal is the impact of tragic cases involving the loss of children. Every case matters. Every call matters. But there are some that impact the community more than others. It is with respect

that we include these numbers we refer to as “successes”, knowing that nothing we accomplish can outweigh that loss of life.

Covid-19 created a serious barrier to proactive policing. Social distancing, officer health and wellness and exposure to the public were all considerations we had to make. In the initial stages, we had to move to one-officer cars and limit the number of traffic stops officers could make. There is no way to avoid contact with the public in law enforcement and our officers dealt with that reality in the face of an uncertain pandemic very well. They found ways to remain safe and still deal with the numerous calls and complaints they were assigned. Even with Covid restrictions, officers have initiated 2,076 traffic stops. In addition to the nearly 40,000 calls handled so far this year, the blue table illustrates the initiatives

PROACTIVE ENFORCEMENT	
•	5,693 observations initiated.
•	2,076 traffic stops.
•	1,943 arrests.
•	894 warrants served.
•	2,006 traffic citations.

2020 GUN RECOVERY LOCATIONS		
ZONE	WARDS	GUNS RECOVERED
1	1, 2, 4	81
2	2, 6, 9	115
3	4	79
4	3, 5	158
5	1, 3, 7	161
6	7, 9	20
NOT SPECIFIED		23
TOTAL		637

officers took to control crime.

This proactive work resulted in multiple recoveries, the most important of which is the recovery of **637 guns**. The table to the left illustrates the locations of gun recoveries.

In addition to guns, officers recovered drugs and other contraband. The table below contains recoveries made by detectives assigned to the Special Investigations Unit in 2020:

2020 DRUG AND CASH RECOVERIES	
TYPE	AMOUNT
HEROIN	378 GRAMS
COCAINE	362 GRAMS
METHAMPHETAMINES	9,256 GRAMS
FENTANYL	190 GRAMS
MARIJUANA	22 POUNDS
THC (LIQUID/DABS)	24 POUNDS
CASH	\$438,533.00

These drug and cash recoveries were made in addition to the recoveries made every day by officers working in other divisions, who frequently recover contraband as part of their regular duties.

Conclusion

The Canton Police Department takes our service to the community very seriously. Canton and other communities across the nation have faced unique challenges this year. We are proud of the professionalism and dedication our officers have shown. We hope, with this report, to illustrate that these men and women continue to do their part to protect and improve the City of Canton.

The Canton Police Department Command Staff